

清晰視界，卓越呈現，創新顯示未來

Clear vision, outstanding presentation, innovating to display the future



# 壁掛廣告看板

Wall Mounted Advertising Billboard

規格書 [Specification sheet](#)

# 目錄

## Contents


- 01** 產品視圖  
Product Views
- 02** 應用場景  
Application scenario
- 03** 規格資料  
Specification data
- 04** 尺寸數據  
Dimensional data
- 05** 功能描述  
Functional Descriptions
- 06** 注意事項  
Precautions

# 01 產品視圖

## Product Views



正面視圖  
Front View




背面視圖  
Back View




側面視圖  
Side View

## 介面視圖 Interface Rear View


Windows



顯示器  
Display






安卓  
Android



## 02 應用場景

Application scenario



商業場所：Commercial Places

餐飲領域：Catering Field

住宅社區：Residential Communities

公共服務場所：Public Service Venues

休閒娛樂場所：Leisure and Entertainment Venues

企業辦公場景：Enterprise Office Scenarios

交通出行場景：Transportation and Travel Scenarios

會展及活動場景：Exhibition and Event Scenarios

03

規格資料

Specification data

產品系列 Product Series	產品系列 (Product Series)	OD12
	型號 (Model number)	CK-GGXS-AD55W
顯示參數 Display	LCD尺寸 (Size)	55"
	顯示模組 (Display module)	BOE / COST
	解析度 (Resolution) (Pixels)	1920*1080
	亮度 (Brightness)	500cd~1500cd
	對比度 (Contrast Ratio)	≥1200: 1
	刷新率 (Refresh Rate)	60Hz
	色域 (Color Gamut)(NTSC)	16.7M
主機板參數 (Motherboard Spec)	主晶片 (Chipset)	RK3566
	CPU架構 (CPU architecture)	Cortex-A55*4 1.8Ghz

## 03 規格資料

### Specification data

	CPU核心數 (CPU Core)	4核 (Quad Core)
	內部緩存容量 (RAM)	2G / 4G
	內部存儲容量 (ROM)	16G / 32G
	系統版本 (OS)	Android11.0
電源參數 Electrical Spec	電壓 (Power Requirements)	AC 100-240V , 50/60 Hz
	最大功率 (Power Consumption )	122W
	待機功率 (Standby Frequency)	≤0.5W
	伴音功率 (Audio Output Power)	8Ω / 5W*2
通訊傳輸 Dual Wi-Fi	WIFI 標準 (Wi-Fi Standard)	IEEE802.11a/b/g/n/ac:2.4G
	藍牙 (Bluetooth)	4.0

# 03 規格資料

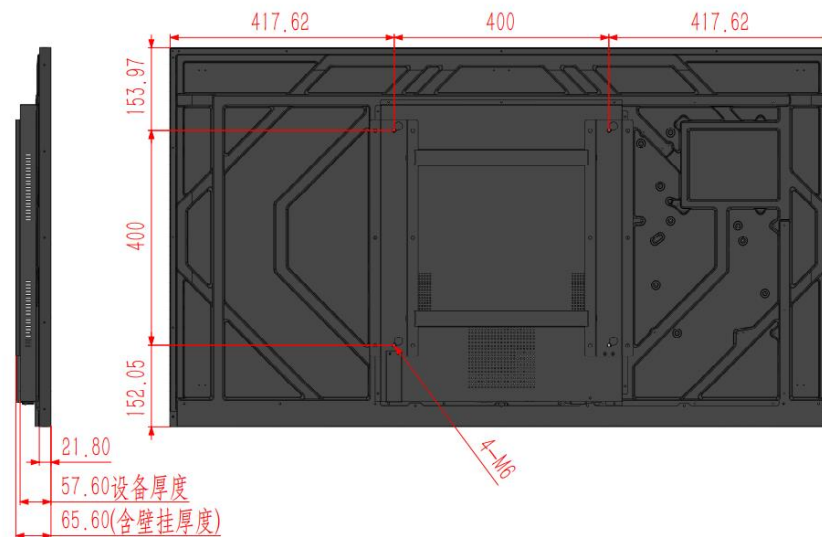
Specification data

重量 (Weight)	淨重kg (N.W.)	16KG
	毛重kg (G.W.)	19KG
尺寸 (Size)	裸機外形尺寸(L x Hx W)mm (Product Size(L x Hx W)mm)	1235.24*706.02*57.2
	包裝尺寸(Lx Hx W)mm (Package Size(L x Hx W))	1325*835*140
其它 (Packing)	附件 (Accessories)	電源線*1 Power Cord*1  壁掛架*1 Wall mount*1  遙控器*1 Remote Control*1



# 04 尺寸數據

## Dimensional data



長	1235.24	L
寬	706.02	W
厚	57.2	H

### • 安卓功能Android ProgramFeatures

**01. 高清多媒體展示：**能夠清晰展示高解析度的圖片、視頻和動畫，帶來出色的視覺效果。

(High-definition multimedia display: It is capable of clearly showing high-resolution pictures, videos and animations, bringing outstanding visual effects.)

**02. 分屏顯示：**可以將螢幕劃分為多個區域，同時展示不同類型的內容。

(Split-screen display: The screen can be divided into multiple areas to display different types of content simultaneously.)

**03. 遠端系統管理與控制：**通過網路實現遠端更新播放內容、設置播放計畫和監控設備狀態。

(Remote management and control: Through the network, remote update of playback content, setting of playback schedules and monitoring of equipment status are realized.)

**04. 定時開關機：**按照預設的時間自動開機和關機，節省能源並延長設備使用壽命。

(Timed power on and off: Automatically power on and off according to the preset time, saving energy and extending the service life of the equipment.)

**05. 互動功能：**部分安卓廣告機支援觸摸互動，讓使用者能夠與廣告內容進行交互。

(Interactive function: Some Android advertising machines support touch interaction, enabling users to interact with the advertising content.)

**06. 資料統計與分析：**記錄廣告的播放次數、時長、受眾停留時間等資料，說明商家評估廣告效果。

(Data statistics and analysis: Record data such as the number of plays, duration, and audience stay time of the advertisement to help merchants assess the advertising effect.)

**07. 系統穩定性：**安卓系統經過優化，具有較好的穩定性，能夠長時間穩定運行。

(System stability: The Android system has been optimized and has relatively good stability, being able to run stably for a long time.)

**08. 軟體應用豐富：**可以安裝各類安卓應用，滿足多樣化的功能需求。

(Rich software applications: Various Android applications can be installed to meet diverse functional requirements.)

**09. 快速啟動：**開機速度較快，能夠迅速進入播放狀態。

(Fast startup: The startup speed is relatively fast and it can quickly enter the playback state.)

## 06 注意事項

### Precautions

**01.** 在使用本機前，必須閱讀並理解所有使用指示。

(Read the user manual before using.)

**02.** 必須妥善保存使用說明書，以備將來之需要。

(Keep the user manual for further using)

**03.** 必須嚴格遵守本機其使用說明書上的警告指示。

(Must strictly follow the warning instructions on the machine's instruction manual)

**04.** 操作時必須遵照所有使用說明。

(All instructions must be followed during operation.)

**05.** 請勿使用製造商沒有推薦的裝置，不恰當地使用設置可能會發生意外故障。

(Do not use devices not recommended by the manufacturer. Unexpected malfunctions may occur by the improper settings.)

**06.** 在把AC電源線接到電源插座之前，請檢查設備電壓源要求是否合適本地電源供應條件，如果您不能確定使用電的類型，請與經銷店或當地的電力部門聯繫。

(Before connecting the AC power cord to the power outlet, please check whether the equipment voltage source is suitable for the local power supply conditions. If you are not sure of the type of electricity used, please contact the dealership or local power department.)

**07.** 不要用任何物品壓迫或纏繞電源線。破損的電源線會導致觸電或引起火災。

(Do not press or twist the power cord with any objects. A damaged power cord can cause electric shock or fire.)

## 06 注意事項 Precautions

**08.** 請勿試圖自行維修本機，由於本機內有高壓裝置和其他易損壞器件，會對人體或監視器本身造成各種危害，請務必讓專業維修員進行維修。

(Please do not try to repair this machine by yourself, because there are high-voltage devices and other easily damaged components in this machine, which will cause various harms to the human body or the monitor itself. Please be sure to ask a professional maintenance person to repair it.)

**09.** 請勿觸摸使用說明書中沒有提及的控制部件。對使用說明中沒有提及的控制項部件進行不適當的調整會損壞本機，也會增加專業技術人員的維修工作量。

(Do not touch control parts that are not mentioned in the instruction manual. Improper adjustments to control components not mentioned in the instructions will damage the machine and increase the maintenance workload of professional and technical personnel.)

**10.** 本機需要更換配件時，請向維修人員確認使用製造商指定的或性能與原件相同的配件。配件使用不當會導致火災、觸電、監視器損壞等危險。

(When the machine needs to replace parts, please confirm with the maintenance personnel to use the parts specified by the manufacturer or with the same performance as the original. Improper use of parts may cause fire, electric shock, monitor damage and other dangers.)

**11.** 若將本機掛裝在牆上或吊在天花板上，請按照製造商推薦的方法進行安裝。

(If the machine is hung on a wall or ceiling, please install it in accordance with the method recommended by the manufacturer.)

## 06 注意事項

### Precautions

**12.** 清潔本機前先拔掉電源。請使用略濕的抹布清潔本機。清潔時請勿使用液體清潔劑或噴霧清潔劑。

(Unplug the power source before cleaning the machine. Use a slightly damp cloth to clean the machine. Do not use liquid cleaners or spray cleaners when cleaning.)

**13.** 長時間不使用本機時，請拔出交流電源插頭。

(Please unplug the AC power plug for a long-time non-using.)

**14.** 每次開關時間間隔不小於2秒。

(The time interval between each switch is not less than 2 seconds.)

謝謝觀看  
Thanks for looking.